



Susquehanna Investor Meeting

Jeremy Thigpen, President and Chief Executive Officer

November 9, 2016



Legal Disclaimer

The statements described in this presentation that are not historical facts are forward-looking statements within the meaning of Section 27A of the Securities Act of 1933, as amended, and Section 21E of the Securities Exchange Act of 1934, as amended. These statements contain words such as "possible," "intend," "will," "if," "expect," or other similar expressions. Forward-looking statements are based on management's current expectations and assumptions, and are subject to inherent uncertainties, risks and changes in circumstances that are difficult to predict. As a result, actual results could differ materially from those indicated in these forward-looking statements. Factors that could cause actual results to differ materially include, but are not limited to, estimated duration of customer contracts, contract dayrate amounts, future contract commencement dates and locations, planned shipyard projects and other out-of-service time, sales of drilling units, timing of the company's newbuild deliveries, operating hazards and delays, risks associated with international operations, actions by customers and other third parties, the future prices of oil and gas, the intention to scrap certain drilling rigs, the benefits, effects or results of the anticipated merger with Transocean Partners LLC, the failure to obtain Transocean Partners LLC unitholder approval for the merger and the satisfaction of other conditions to the consummation of the merger and other factors, including those and other risks discussed in the company's most recent Annual Report on Form 10-K for the year ended December 31, 2015, and in the company's other filings with the SEC, which are available free of charge on the SEC's website at: www.sec.gov. Should one or more of these risks or uncertainties materialize, or should underlying assumptions prove incorrect, actual results may vary materially from those indicated. All subsequent written and oral forward-looking statements attributable to the company or to persons acting on our behalf are expressly qualified in their entirety by reference to these risks and uncertainties. You should not place undue reliance on forward-looking statements. Each forward-looking statement speaks only as of the date of the particular statement, and we undertake no obligation to publicly update or revise any forward-looking statements to reflect events or circumstances that occur, or which we become aware of, after the date hereof, except as otherwise may be required by law. Adjusted earnings, Adjusted Normalized Revenue, Adjusted Normalized EBITDA, Adjusted Normalized EBITDA Margin and Adjusted Debt are non-GAAP financial measures and the reconciliation to the most comparative GAAP measures are displayed in quantitative schedules on the company's website at www.deepwater.com.

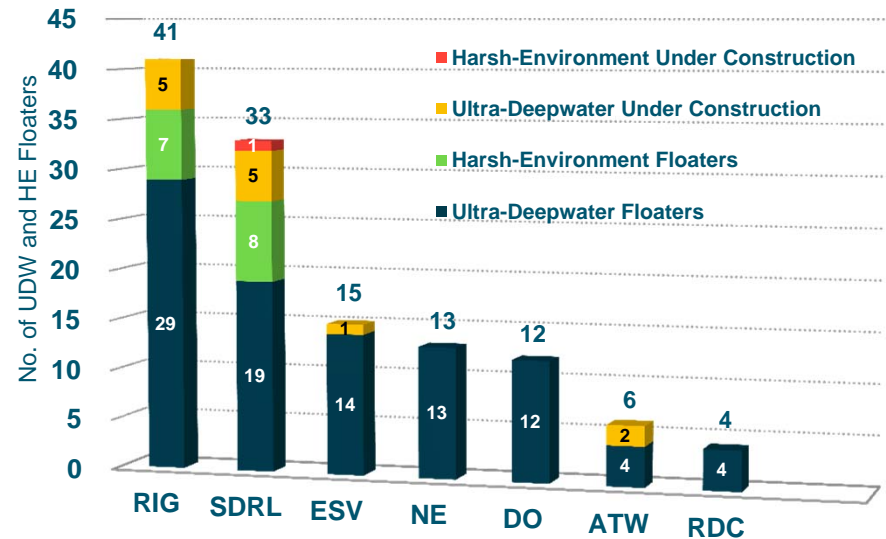
This presentation is being issued pursuant to and in accordance with Rule 135 under the Securities Act of 1933, as amended. This presentation does not constitute an offer to sell, or a solicitation of an offer to buy, any securities, and it does not constitute an offering prospectus within the meaning of article 652a or article 1156 of the Swiss Code of Obligations. Investors must rely on their own evaluation of Transocean Ltd. and its securities, including the merits and risks involved. Nothing contained herein is, or shall be relied on as, a promise or representation as to the future performance of Transocean Ltd.

Leading International Offshore Contract Driller

Investment Highlights

- Largest combined fleet of high-specification UDW and HE floaters, including 17 newbuild floaters added / delivered since 2008
- Operates in major markets worldwide - strong customer relationships
- Pioneering culture
 - Long history of industry firsts
 - Unmatched technical experience
- Industry leading contract backlog of \$12.2 billion at 10/24/16
- Strong financial position and solid liquidity of \$5.5 billion at 9/30/16

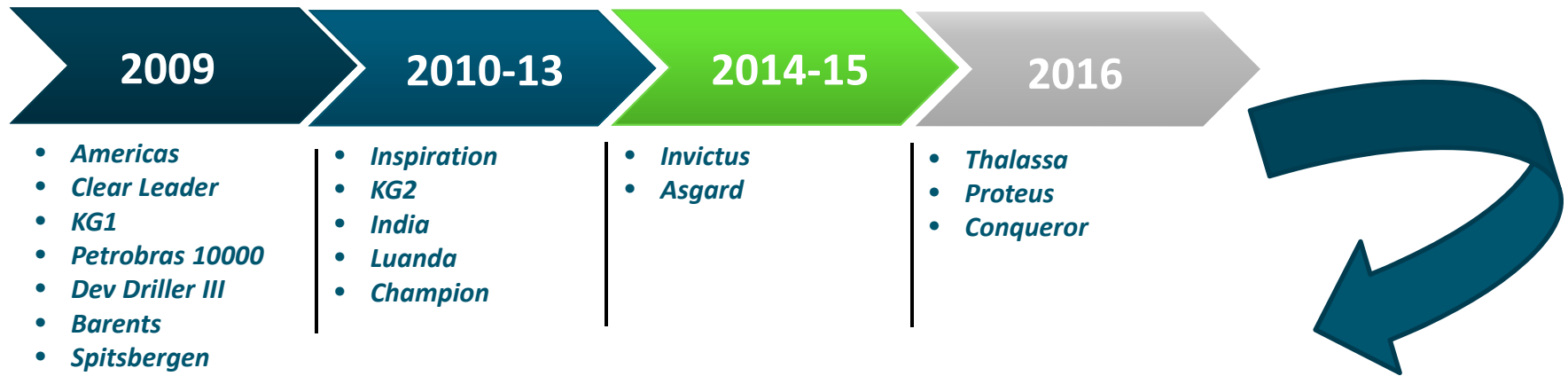
Best-In-Class High-Specification Floaters



Source: Fleet Status Reports
 RIG - UDW Under Construction includes delivered newbuild *Deepwater Conqueror*

Provider of High-Specification Floaters

17 High-Specification Drillships and Semisubmersibles Added / Delivered Since 2008



Two More Contract-Backed Drillships to Join the Fleet

Deepwater Pontus



Q4 2017

Deepwater Poseidon



Q1 2018

JSPL UDW TBN 1



Q1 2020

JSPL UDW TBN 2

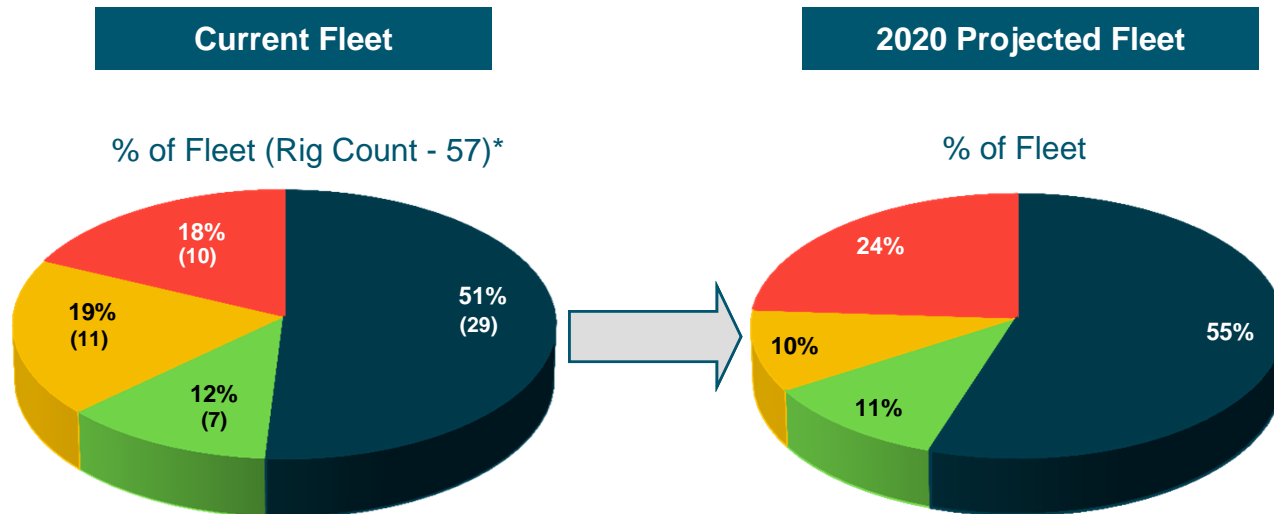


Q3 2020

Expected contract commencement dates, except two JSPL drillships

Current and Projected Fleet Composition

- Ultra-Deepwater Floaters
- Harsh-Environment Floaters
- Deepwater & Midwater Floaters
- High-Specification Jackups



Additionally Under Construction:

- 5 UDW Drillships
- 5 High-Specification Jackups

Previously retired 29 floaters

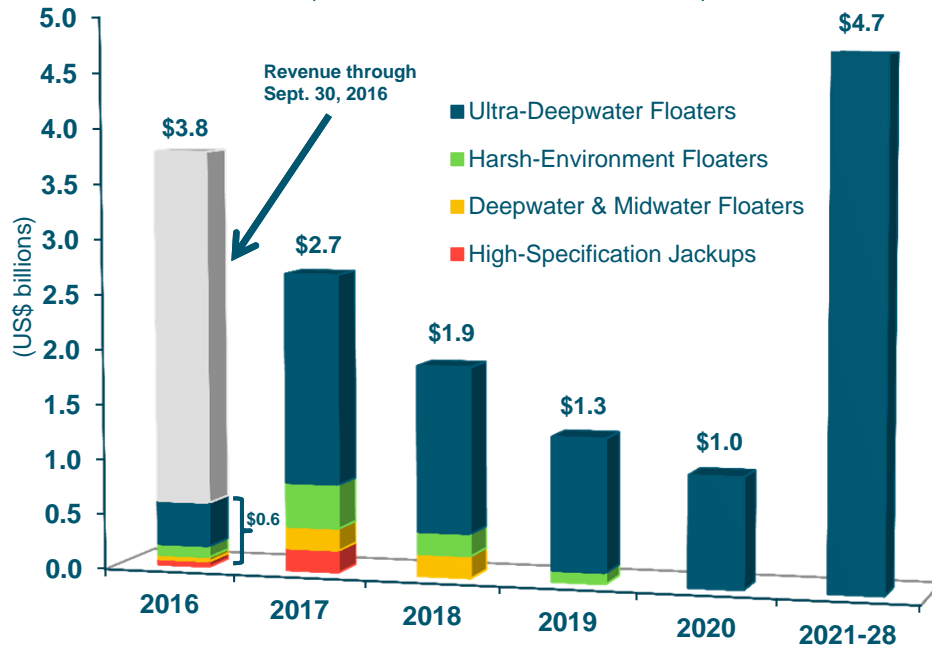
Projected Fleet Includes:

- 11 UDW dual BOP rigs
- 8 UDW moored & DP capable rigs
- 5 UDW 20k psi capable rigs

* As of the 10/24/16 Fleet Status Report; Rig Count excludes delivered newbuild *Deepwater Conqueror* (until rig commences operations)

Industry Leading Contract Backlog

Total backlog - \$12.2 billion*
 (~90% Investment Grade Cos.)



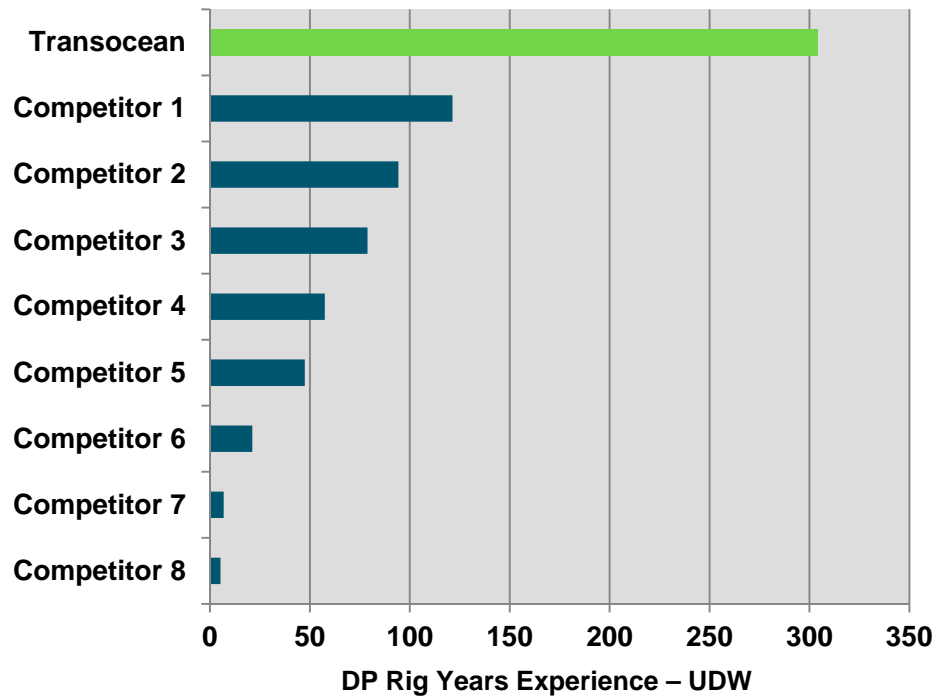
Extensive Customer Relationships**



* Contracted operating dayrate multiplied by the contract duration for future periods as of 10/24/16

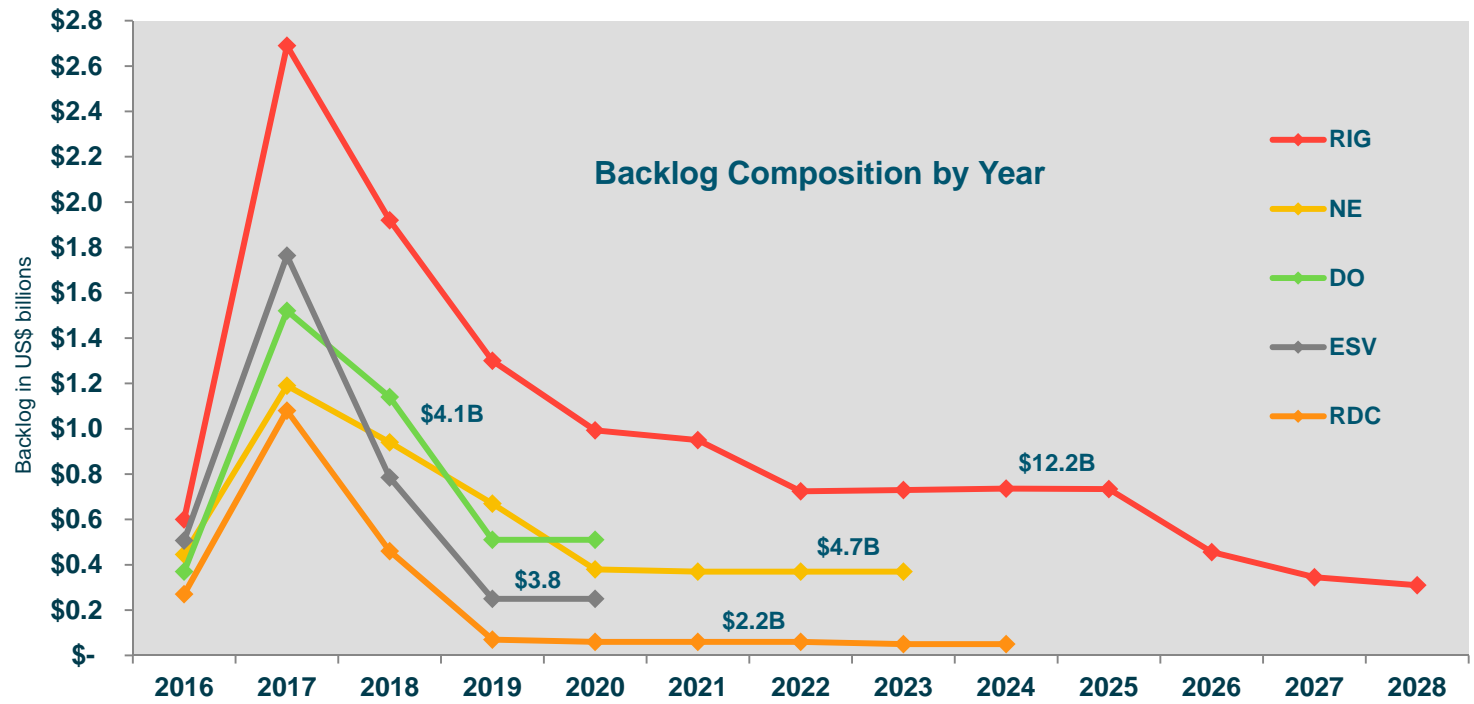
** Listed companies may not have current backlog

Unmatched Deepwater Expertise



- Comprehensive drilling operations database
 - Includes ~4,000 offshore wells drilled since 2010 (~1,000 UDW wells)
 - Activity in all major worldwide UDW basins
 - Extensive customer base including Supermajors, Independents and NOC's
- Performance culture focused on incorporating extensive experience-based data
- Reducing the flat spots and the cost per well for our customers
- ~75% reduction in BOP-related downtime from 2011 to 2015

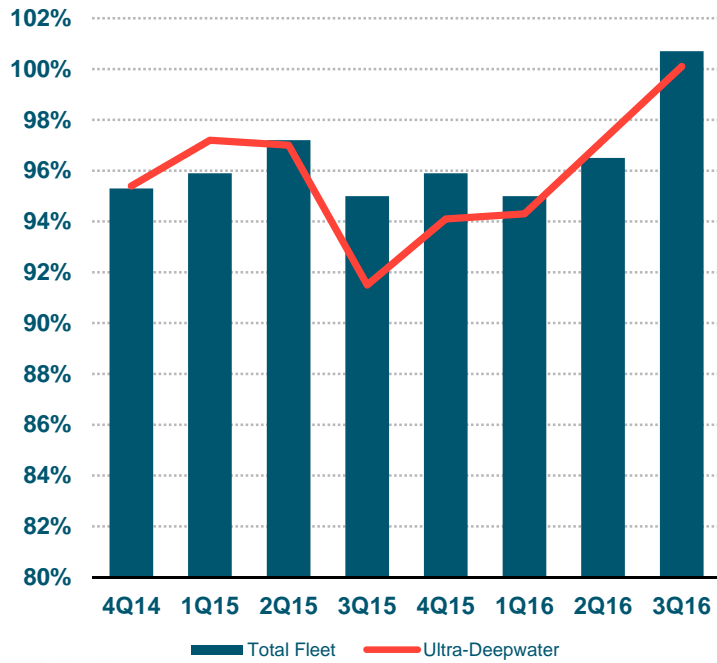
Significant Transocean Backlog into 2028



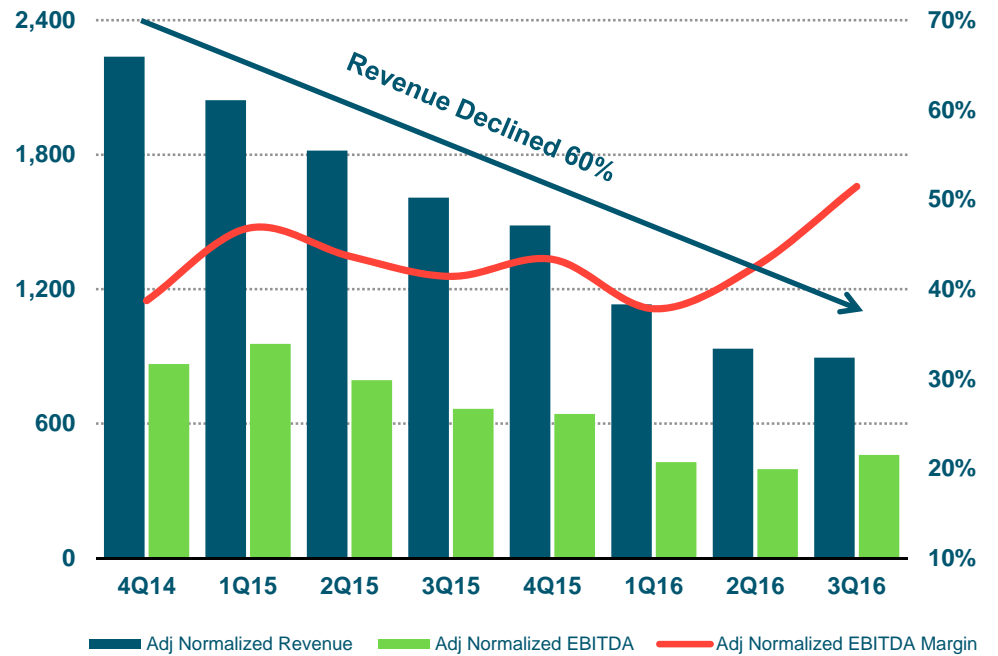
Sources: Quarterly reports for period ended 9/30/16

Proof of Performance

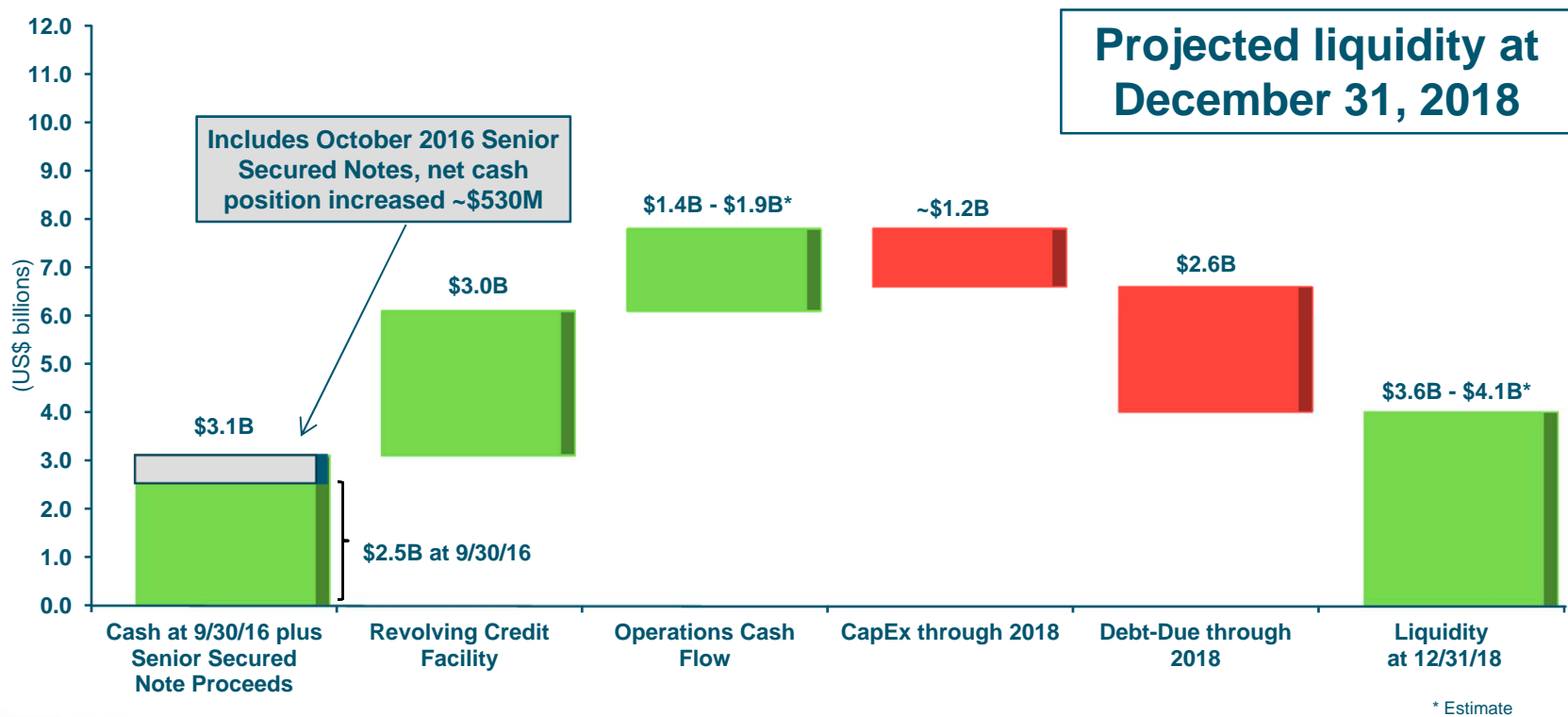
Revenue Efficiency
Average 2015 / YTD 2016 - 97%



Adjusted Normalized - Revenue & EBITDA

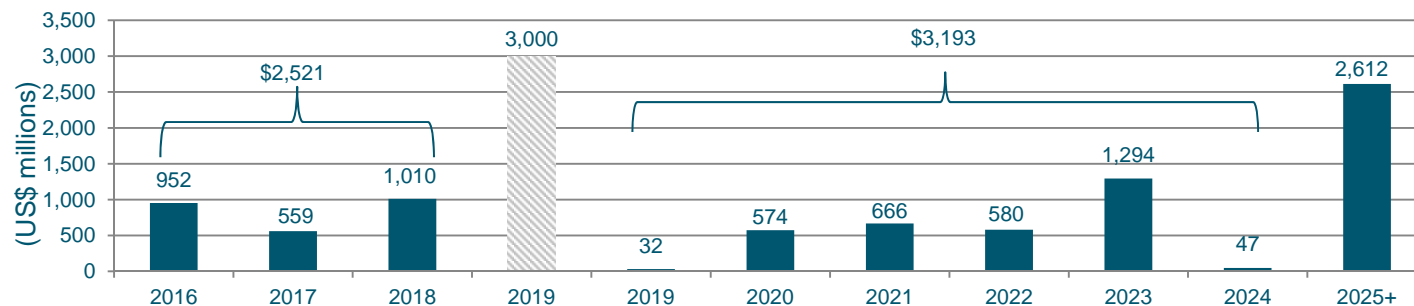


Solid Liquidity

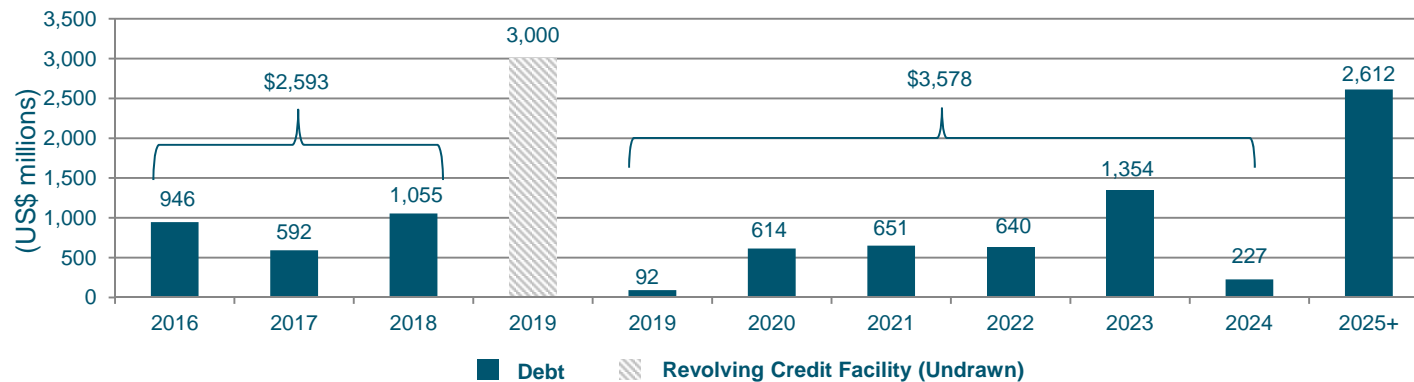


Debt Profile

**Adjusted Debt*
Profile at 6/30/16
after July 2016
Senior Notes /
Tender Offers**

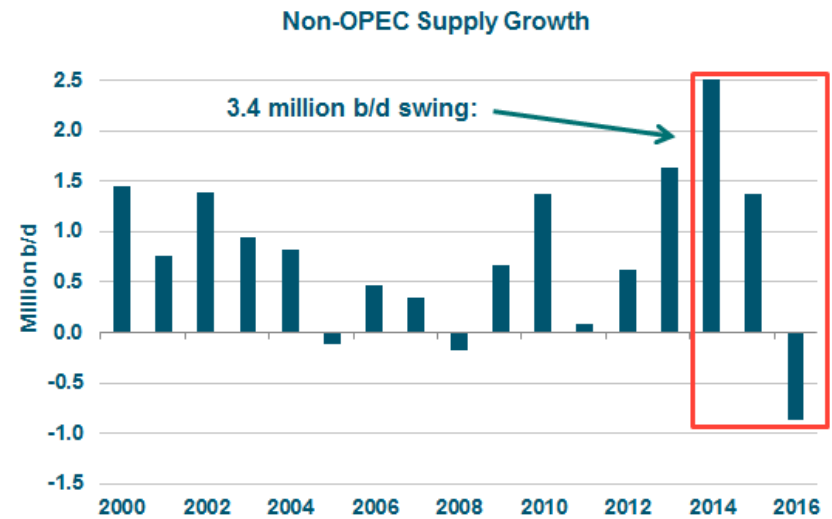
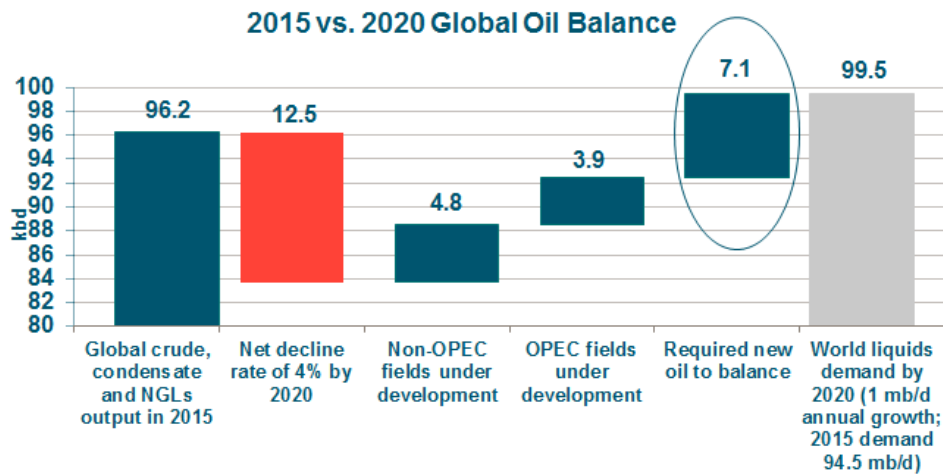


**Pro Forma
Adjusted Debt*
Profile at
9/30/16 and
after Oct 2016
Senior Secured
Notes**



* Adjusted Debt excludes Eksportfinans Loans; Pro Forma Adjusted Debt reflects the \$600M 7.75% Senior Secured Notes issued in October 2016.

Projected Oil Supply and Demand



Improving Macro Environment

Source: DNB Markets / IEA / Transocean

Summary – The Path Forward

Transocean will:

- Maintain position as the leading deepwater drilling contractor
 - Best-in-class fleet
 - Strongest backlog
- Remain focused on strong operational execution and balance sheet management to enhance liquidity
- Use technical capabilities to strengthen our market leadership
- Position talent and fleet for recovery



Deepwater Asgard



Susquehanna Investor Meeting

Jeremy Thigpen, President and Chief Executive Officer

November 9, 2016

